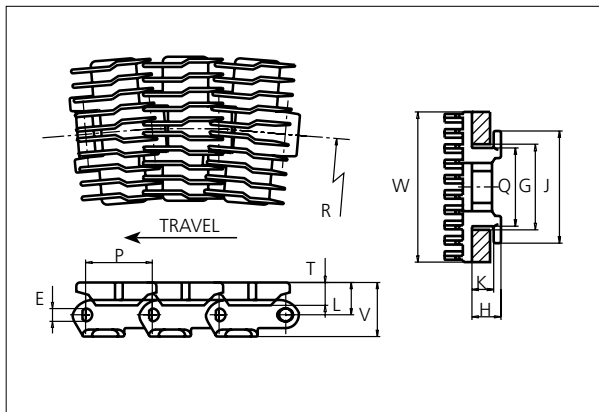



Special Plastic Chain

Series **uni 880** Type **Rib Flex**



Special Plastic Chain
 Side flexing chain
 Pitch: 38.1 mm (1.50 in)
 Backflex radius: 90.0 mm (3.5 in)
 Permissible tensile strength:
 POM material: 1800 N (405 lbf)

 Delivery: 3.048 m (10 ft)
 No. of links/box: 80

NON STANDARD

E		G		H		J		K		L		P		Q		T		V	
mm	in	mm	in	mm	in	mm	in	mm	in	mm	in	mm	in	mm	in	mm	in	mm	in
7.2	0.28	44.5	1.75	15.9	0.63	61.5	2.42	11.9	0.47	18.5	0.73	38.1	1.50	42.9	1.69	14.9	0.59	30.7	1.21

All dimensions are for chains in POM material.

	Width (W)		Recommended material & color	Recommended pin material	Weight		Min. radius (R)	
	mm	in			kg/m	lb/ft	mm	in
K250	63.5	2.50	POM-LF BR	SS304	1.2	0.81	457	17.99
K325	82.6	3.25	POM-LF BR	SS304	1.3	0.87	457	17.99
K450	114.3	4.50	POM-LF BR	SS304	1.5	1.01	457	17.99

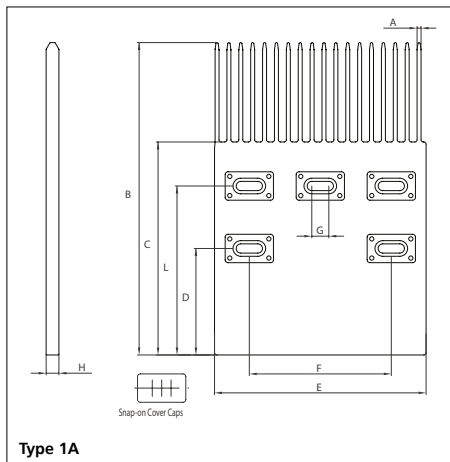
Non standard material and color: See uni Material and Color Overview.
 Non standard pin material: See uni Material and Color Overview.

SIDE FLEXING

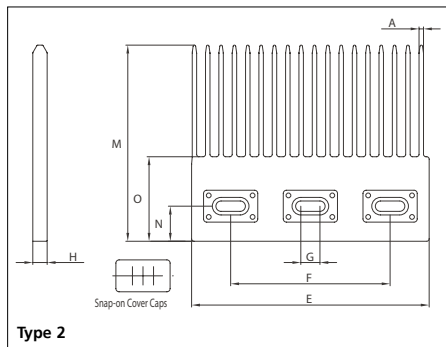
Accessories

Finger plates

Single Sided

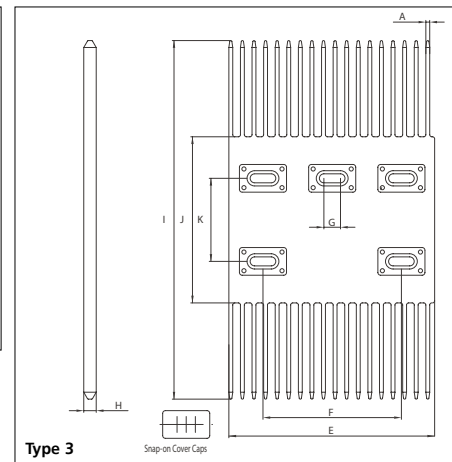


Single Sided



Material for finger plates: POM-LF **BR**
 Non standard material and color:
 See uni Material and Color Overview.

Double Sided



For the ribbed versions of uni special chains finger plates are available to facilitate product transfer between two conveyors. The finger plates are supplied with cover caps to close the screw holes. The cover caps can easily be removed with a screw driver.



A		B		C		D		E		F		G		H	
mm	in	mm	in	mm	in	mm	in	mm	in	mm	in	mm	in	mm	in
2.8	0.11	220.0	8.66	150.0	5.91	75.0	2.95	149.0	5.87	100.0	3.94	12.0	0.47	9.0	0.35
I		J		K		L		M		N		O		-	
mm	in	mm	in	mm	in	mm	in	mm	in	mm	in	mm	in	mm	in
259.0	10.20	120.0	4.72	60.0	2.36	119.0	4.69	123.0	4.84	22.0	0.87	53.0	2.09	-	-

PITCH 38.1 MM/1.50 IN

Sprocket

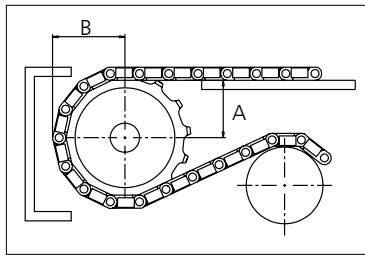
No of teeth	Pitch diameter		Overall-diameter		Min. ø bore		Max. ø bore		Hub-diameter		A-dimension		B-dimension		Molded PA66 LG	Molded Cast Iron	Machined PA66
	mm	in	mm	in	mm	in	mm	in	mm	in	mm	in	mm	in			
Z9	111.4	4.39	109.7	4.32	20.0	0.80	40.0	1.60	70.0	2.76	55.9	2.20	63.2	2.49	x	x	
Z10	123.3	4.85	122.3	4.81	20.0	0.80	40.0	1.60	70.0	2.76	62.2	2.45	69.2	2.72	x	x	
Z11	135.2	5.32	134.8	5.31	20.0	0.80	40.0	1.60	70.0	2.76	68.4	2.69	75.1	2.96	x	x	
Z12	147.2	5.80	147.2	5.80	20.0	0.80	40.0	1.60	70.0	2.76	74.6	2.94	81.1	3.19	x	x	
Z15	183.3	7.22	184.3	7.26	20.0	0.80	40.0	1.60	70.0	2.76	93.2	3.67	99.2	3.91	x	x	

Two part sprocket

No of teeth	Pitch diameter		Overall-diameter		Min. ø bore		Max. ø bore		Hub-diameter		A-dimension		B-dimension		Molded PA66 LG	Molded Cast Iron	Machined PA66
	mm	in	mm	in	mm	in	mm	in	mm	in	mm	in	mm	in			
Z9	111.4	4.39	109.7	4.32	20.0	0.80	40.0	1.60	70.0	2.76	55.9	2.20	63.2	2.49	x		
Z10	123.3	4.85	122.3	4.81	20.0	0.80	40.0	1.60	70.0	2.76	62.2	2.45	69.2	2.72	x		
Z11	135.2	5.32	134.8	5.31	20.0	0.80	40.0	1.60	70.0	2.76	68.4	2.69	75.1	2.96	x		
Z12	147.2	5.80	147.2	5.80	20.0	0.80	40.0	1.60	70.0	2.76	74.6	2.94	81.1	3.19	x		

Non standard material and color:
See uni Material and Color Overview.

Molded sprocket Cast iron sprocket Molded two part sprocket



Please ensure that sufficient size shaft and keyway are chosen for corresponding load.

Other sprocket sizes are available upon request
Width of tooth: 15.8 mm/0.62 in
Width of sprocket: 42.3 mm/1.67 in
uni Retainer Rings: See uni Retainer Ring data sheet
uni Idler: See uni Idler data sheet

Any questions? Please contact us.

Morskate Aandrijvingen BV

Oosterveldsingel 47A
7558 PJ Hengelo (Ov)
The Netherlands

NL

T +31 (0)74 - 760 11 11
info@morskateaandrijvingen.nl
www.morskateaandrijvingen.nl

DE

T +49 692 - 222 34 95
info@morskateantriebstechnik.de
www.morskateantriebstechnik.de

EN

T +31 (0)74 - 760 11 11
info@morskatedrivetechnology.com
www.morskatedrivetechnology.com