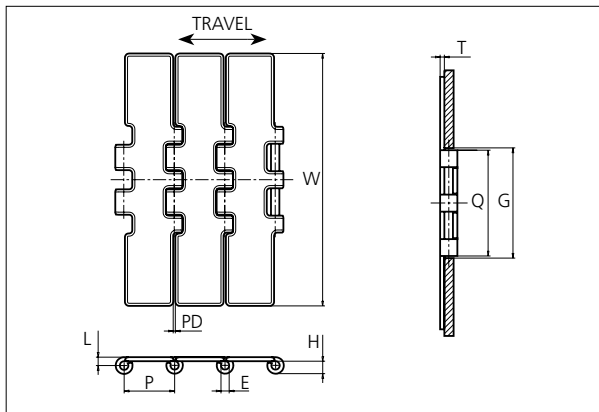


## Slat Top Steel Chain

Series **uni 802** Type -



**Slat Top Steel Chain**  
 Straight running chain  
 Pitch: 38.1 mm (1.50 in)  
 Backflex radius: 150.0 mm (5.91 in)  
 Permissible tensile strength:  
 3500 N (787 lbf)  
  
 Delivery: 3.048 m (10 ft)  
 No. of links/box: 80

STANDARD


E		G		H		L		P		Q		T		PD	
mm	in	mm	in	mm	in	mm	in	mm	in	mm	in	mm	in	mm	in
6.4	0.25	82.5	3.25	9.9	0.39	6.5	0.26	38.1	1.50	80.5	3.17	3.0	0.12	1.6	0.06

	Width (W)		Material	Pin material	Weight	
	mm	in			kg/m	lb/ft
<b>K750</b>	190.5	7.50	<b>SS430</b>	<b>SS431</b>	5.8	3.90

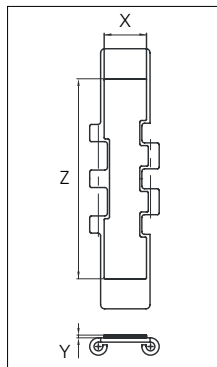
STRAIGHT RUNNING

### Accessories

#### Rubber Top / NON STANDARD



Sold only in full coils of:  
 3.048m (10 ft), No. of links: 80



Width	Rubber material	Z		X		Y	
		mm	in	mm	in	mm	in
<b>K750</b>	06 <b>K</b>	139.6	5.50	24.5	0.96	3.0	0.12

PITCH 38.1 MM/1.50 IN

Any questions? Please contact us.


**Morskate Aandrijvingen BV**  
 Oosterveldsingel 47A  
 7558 PJ Hengelo (Ov)  
 The Netherlands

NL  
 T +31 (0)74 - 760 11 11  
 info@morskateaandrijvingen.nl  
 www.morskateaandrijvingen.nl


DE  
 T +49 692 - 222 34 95  
 info@morskateantriebstechnik.de  
 www.morskateantriebstechnik.de

EN  
 T +31 (0)74 - 760 11 11  
 info@morskatedrivetechnology.com  
 www.morskatedrivetechnology.com

## Sprocket

No of teeth	Pitch diameter		Overall-diameter		Min. ø bore		Max. ø bore		Hub-diameter		A-dimension		B-dimension		Molded PA6 LG	Molded Cast Iron	Machined PA6 
	mm	in	mm	in	mm	in	mm	in	mm	in	mm	in	mm	in			
Z19	117.3	4.62	117.0	4.61	20.0	0.79	40.0	1.57	58.0	2.28	58.7	2.31	64.5	2.54	x	x	x
Z21	129.2	5.09	130.0	5.12	20.0	0.79	40.0	1.57	58.0	2.28	65.0	2.56	70.5	2.78	x	x	x
Z23	141.2	5.56	142.0	5.59	20.0	0.79	40.0	1.57	58.0	2.28	71.2	2.80	76.5	3.01	x	x	x
Z25	153.2	6.03	155.0	6.10	20.0	0.79	40.0	1.57	58.0	2.28	77.4	3.05	82.5	3.25	x	x	x
Z27	165.2	6.50	167.0	6.57	20.0	0.79	70.0	2.76	0	0	83.6	3.29	88.5	3.48		x	x
Z29	177.2	6.98	179.0	7.05	20.0	0.79	70.0	2.76	0	0	89.8	3.54	94.6	3.72		x	x
Z31	189.3	7.45	192.0	7.56	20.0	0.79	70.0	2.76	0	0	95.9	3.78	100.6	3.96		x	x

## Two part sprocket

No of teeth	Pitch diameter		Overall-diameter		Min. ø bore		Max. ø bore		Hub-diameter		A-dimension		B-dimension		Molded PA6 LG	Molded Cast Iron	Machined PA6 
	mm	in	mm	in	mm	in	mm	in	mm	in	mm	in	mm	in			
Z25	153.2	6.03	155.0	6.10	20.0	0.79	40.0	1.57	58.0	2.28	77.4	3.05	82.5	3.25	x		

Molded sprocket



Cast iron sprocket



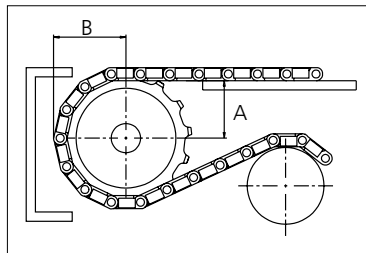
Machined sprocket



Two part sprocket



Non standard material and color:  
See uni Material and Color Overview.



Please ensure that sufficient size shaft and keyway are chosen for corresponding load.

Other sprocket sizes are available upon request

Width of tooth: 79.4 mm/3.13 in

Width of sprocket: 79.4 mm/3.13 in

uni Retainer Rings: See uni Retainer Ring data sheet

uni Idler: See uni Idler data sheet

uni Guide Rings can be mounted on cast iron and machined sprockets. See uni Guide Rings data sheet

Any questions? Please contact us.

**Morskate Aandrijvingen BV**

Oosterveldsingel 47A  
7558 PJ Hengelo (Ov)  
The Netherlands

**NL**

T +31 (0)74 - 760 11 11  
info@morskateaanrijvingen.nl  
www.morskateaanrijvingen.nl

**DE**

T +49 692 - 222 34 95  
info@morskateantriebstechnik.de  
www.morskateantriebstechnik.de

**EN**

T +31 (0)74 - 760 11 11  
info@morskatedrivetechnology.com  
www.morskatedrivetechnology.com