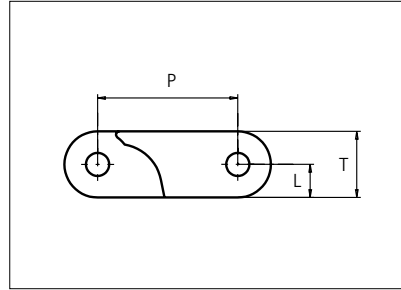


Plastic Modular Belt

Series **uni XLB** Type **M2 C**



Straight running belt
 Nominal pitch: 63.5 mm (2.50 in)
 Surface type: Flat
 Surface opening: Closed
 Backflex radius: 100.0 mm (3.90 in)
 Pin diameter: \varnothing 10 mm (0.39 in)

Belt material & color	POM-NLAS K	POM-NL K	mm	in	mm	in		
			P (Nominal)	63.5	2.50	T	30.0	1.18
Pin and lock material & color	PA6.6 N	PP D	L	15.0	0.59	-	-	-

Non standard material and color: See uni Material and Color Overview.

Alternative pin and lock materials: Pin: SS304

Belt width		Permissible tensile force (Belt/pin material)				Belt weight (Belt/pin material)				*Min. No. drive sprocket per shaft	Number of wear strips (Min. No.)	
		POM-NLAS/PA6.6 POM-NL/PA6.6		POM-NLAS/SS POM-NL/SS		POM-NLAS/PA6.6 POM-NL/PA6.6		POM-NLAS/SS POM-NL/SS			**Carry (pcs)	**Return (pcs)
mm	in	N	lbf	N	lbf	kg/m	lb/ft	kg/m	lb/ft			
82***	3.2	7560	1699	8400	1888	2.6	1.75	3.4	2.30	2	2	2
101	4.0	9045	2033	10050	2259	3.1	2.09	4.1	2.76	2	2	2
201	7.9	18054	4059	20060	4510	6.2	4.18	8.2	5.50	2	2	2
301	11.8	27063	6084	30070	6760	9.3	6.26	12.3	8.25	3	3	2
401	15.8	36072	8109	40080	9010	12.4	8.35	16.4	10.99	3	3	2
501	19.7	45082	10134	50091	11260	15.5	10.44	20.4	13.73	4	4	2
601	23.7	54091	12160	60101	13511	18.6	12.52	24.5	16.48	5	5	3
701	27.6	63100	14185	70111	15761	21.7	14.61	28.6	19.22	5	5	3
801	31.5	72109	16210	80121	18011	24.8	16.69	32.7	21.97	6	6	3
901	35.5	81118	18235	90131	20261	27.9	18.78	36.8	24.71	7	7	4
1001	39.4	90127	20261	100141	22512	31.0	20.86	40.9	27.46	7	7	4
1102	43.4	99136	22286	110151	24762	34.1	22.95	44.9	30.20	8	8	4

Additional standard belt widths are available in steps of 100.1 mm (3.94 in.) Additional non-standard belt widths are available in steps of 33.4 mm (1.31 in.)

1902	74.9	171180	38481	190200	42757	59.0	39.63	77.6	52.15	13	13	7
------	------	--------	-------	--------	-------	------	-------	------	-------	----	----	---

Additional standard belt widths are available in steps of 100.1 mm (3.94 in.) Additional non-standard belt widths are available in steps of 33.4 mm (1.31 in.)

2903	114.3	261270	58733	290300	65259	90.0	60.48	118.4	79.60	20	20	10
------	-------	--------	-------	--------	-------	------	-------	-------	-------	----	----	----

General belt tolerance is +0/-0.4% at 23°C/73°F and 50% RH. For exact belt width contact Customer Service. Non standard belt width on request.

*Max. Load per Drive Sprocket. Belt material: POM-NLAS 12000 N (2698 lbf).

**Max. Spacing between wear strips, Carry: 152 mm (6 in); Return: 304 mm (12 in).

***Type: uni XLB M1 C.

= Single Link

Any questions? Please contact us.

Morskate Aandrijvingen BV
 Oosterveldsingel 47A
 7558 PJ Hengelo (Ov)
 The Netherlands

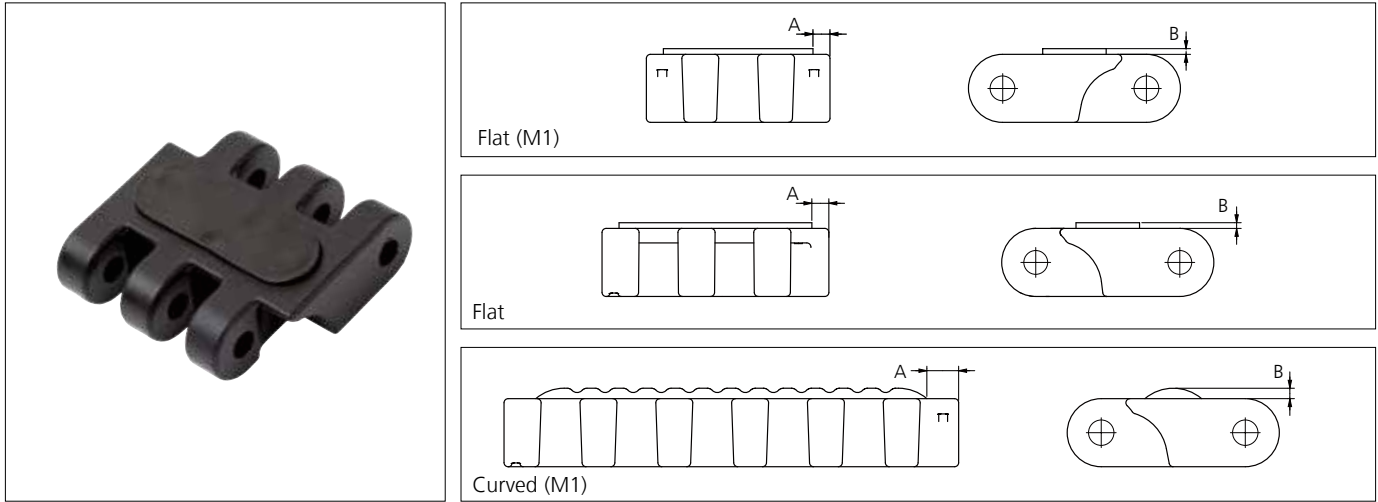
NL
 T +31 (0)74 - 760 11 11
 info@morskateaanrijvingen.nl
 www.morskateaanrijvingen.nl

DE
 T +49 692 - 222 34 95
 info@morskateantriebstechnik.de
 www.morskateantriebstechnik.de

EN
 T +31 (0)74 - 760 11 11
 info@morskatedrivetechnology.com
 www.morskatedrivetechnology.com

Accessories

Rubber Top / NON STANDARD

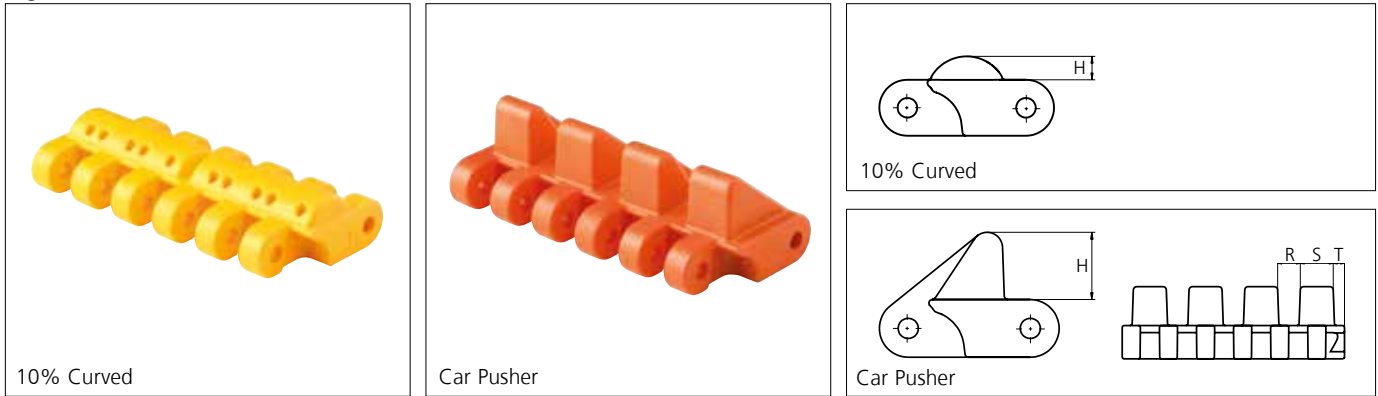


Type	Belt Material & color	Rubber Material & color	A		B		Link size	Width	
			mm	in	mm	in		mm	in
Flat	POM-NL K	03 K	7.5	0.3	2.5	0.10	K318	81.1	3.19
			7.5	0.3	2.5	0.10	K400	100.1	3.94
Curved			14.0	0.58	4.6	0.18	K800	200.2	7.88

Other Non Standard Rubber profiles: See uni Rubber Profile Overview.

Accessories

Flight



Type	Material & color	H		Link size	Width		R		S		T	
		mm	in		mm	in	mm	in	mm	in	mm	in
10% Curved	POM-D UV Y	12.5	0.49	K400	101.6	4.00	-	-	-	-	-	-
				K800	199.6	7.86	-	-	-	-	-	-
Car Pusher	POM-DK O	35.0	1.38	K800	199.6	7.86	18.1	0.71	32.0	1.26	9.0	0.35

Non Standard material and color: See uni Material and Color Overview.

Any questions? Please contact us.

Morskate Aandrijvingen BV

Oosterveldsingel 47A
7558 PJ Hengelo (Ov)
The Netherlands

NL

T +31 (0)74 - 760 11 11
info@morskateaanrijvingen.nl
www.morskateaanrijvingen.nl

DE

T +49 692 - 222 34 95
info@morskateantriebstechnik.de
www.morskateantriebstechnik.de

EN

T +31 (0)74 - 760 11 11
info@morskatedrivetechnology.com
www.morskatedrivetechnology.com

